V 26.1

For more info, please contact us. CHIKU®

HUNTEC

SUZHOU HUNTEC INT'L TRADING CO., LTD.
Add.: 36 zijing street, Mudu Town, Wuzhong District,Suzhou, Jiangsu Province, China
Factory: Jiangxi Huntec Electrical Technology Co.,Ltd.
Add.:1829th Yangguang Avenue, Xinyu, Jiangxi Province, China
Email: info@cnhuntec.com
Tel: +86-0512-65577928
Website: www.cnhuntec.com
www.chikucontact.com

All images are reference only,any change without notification previously.All details and data subject to our final confirmation.

HUNTEC



HIGH-CURRENT TERMINAL

Electrical connection system
selection guide

HUNTEC

+
Regarding us



Personnel: More than 700 employees, of which R&D engineers account for 15%

Service network: 7 direct marketing and service centers in Shanghai, Shenzhen, Dongguan, Suzhou, Hefei, Beijing and Nanjing

Design and manufacture: Full-chain production of product design, mold design and manufacturing, stamping, turning, injection molding, assembly and testing, with independent intellectual property

Certificates and systems: National high-tech enterprises, provincial scientific research centers, CNAS accredited laboratories, ISO9001, etc. Three systems in one, TUV, UL, CE, CQC and other certifications

Quality Policy：

Rigorous and realistic, Excellent quality
Excellent service, Sustainable development

COMPANY PROFILE

COMPANY VISION

we are committed to keeping China's electric connection technology in step with the world.
Creat better return on investment and experience for global customers.

COMPANY MISSION

We are committed to providing professional electrical connection solutions for our partners

COMPANY VALUE

Same goal,same ideal,
fighting together !











Application fields

Industrial Automation

Industrial automation is the future trend which produce products by using auto control, auto adjustment device instead of manual operation.

Power

The safety, stability, and sufficient supply of electricity are important guarantees for the comprehensive, coordinated, and sustainable development of the national economy.

Mechanical Manufacture

Mechanical manufacture mainly includes power machinery, lifting and transportation machinery, chemical machinery, machine tools, and other mechanical equipment, which providing advanced equipment for the entire national economy.

Logistics Equipment

Logistics machinery is one of the main operational tools for modern enterprises, playing an important role in logistics operations and greatly promoting the rapid development of logistics.

Shipbuilding

From the changes in China's shipbuilding industry's share of the world shipbuilding market in the past decade, it can be seen that the proportion of China's shipbuilding industry in the global market is significantly increasing. China has become one of the important shipbuilding centers in the world.

Information and Communication

The arrival of the 5G era, with its characteristics of high speed, low latency, and the Internet of Things, is driving a new wave of technology.

Rail Transit

Rail transit mainly includes three categories: national railway system, intercity rail transit, and urban rail transit.

To be the Leader of Electrical connector

+ Application field











Index



RFF high current terminal block 01



RTC high current terminal block 03



RBC high current terminal block 09



RBN Open terminal block 12



RDT Unipolar distribution box 17



RBD Unipolar distribution box 20



RTD Unipolar distribution box 22



Accessories of terminal blocks 24

Common product plastic color identification 45

Qualification certificate 46



* Commonly used plastic products recommended color and identify definition, please refer to page 46.

Products Content

RFF / RTC / RBC series high current terminal block

RFF series twin studs terminal block adopts screw wiring technology, using a wire with a crimped OT terminal to be clamped on a threaded stud, and then securely connected by tightening the hexagonal cap. The wiring range is from 2.5mm2 to 300mm2. Protective covers with hinges can be selected according to requirements to avoid contact with internal hardware. To increase the electrical safety distance between terminal blocks or wires, flame–retardant partition plates can also be selected according to actual requirements.





RBC high current terminal block, optional protective cover



RFF twin studs terminal block, optional partition plate



RTC high current terminal block, optional partition plate

RFF...
Twin studs terminal block





Description	Color	RFF35 Type	RFF35 Min packing qty	RFF70 Type	RFF70 Min packing qty
Twin studs terminal block	grey	RFF 35	10	RFF 70	10
ATP-RFF partition plate		RFF35-PP-BK		RFF70-PP-BK	
RAH protective cover	grey	RAH 35		RAH 70	
WQL2 RFF bridge uses to connect for two terminals. WQL3 RFF bridge uses to connect for three terminals.		WQL2 RFF 35 WQL3 RFF 35		WQL2 RFF 70 WQL3 RFF 70	
Zack strip：10 section	white	ZB 8	100	ZB 8	100
	orange	ZB 8 OG	100	ZB 8 OG	100
Dimension					
Thickness/width/height	mm	27 / 107 / 54.5		32 / 132 / 64	
Technical data in accordance with GB30847／IEC947					
Rated current/Rated cross section	A /mm^2	125 / 35		192 / 70	
Max current/Max crimp area	A /mm^2	150 / 50		232 / 95	
Cable gland crimp					
DIN 46234/"O" type terminal each side	mm^2	2.5...50		2.5...95	
DIN 46235/"O" type terminal each side	mm^2	6.0...25		16...70	
Screw size		M 6		M 8	
Torque	Nm	3-6		6-12	
Insulation material type		PA		PA	
Class of flammability in accordance with GB30847/UL94		V 0		V 0	
Relative temperature index	RTI / Ti	130 / 120		130 / 120	
Identificate data in accordance with GB30847／IEC94—7—1					
Rated operating voltage/Rated operating current	GB: V / A	1000 / 125		1000 / 192	
Standard		IEC 60947-7-1 GB/T 14048.7		IEC 60947-7-1 GB/T 14048.7	

As images: 3P or 4P combination terminal can be tailored according to customer's requirements.



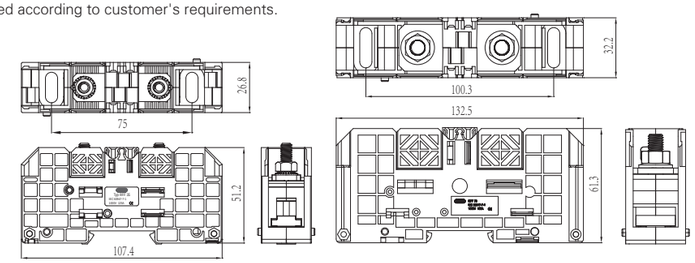

RFF...
Twin studs terminal block



	RFF 120		RFF 185		RFF 300	
Description / Color	Type	Min packing qty	Type	Min packing qty	Type	Min packing qty
Twin studs terminal block — grey	RFF 120	6	RFF 300	4	RFF 300	4
ATP-RFF partition plate	RFF120-PP-BK		RFF185-PP-BK		RFF185-PP-BK	
RAH protective cover — grey	RAH 120		RAH 185/300		RAH 185/300	
WQL2 RFF bridge uses to connect for two terminals. WQL3 RFF bridge uses to connect for three terminals.	WQL2 RFF 120 WQL3 RFF 120		WQL2 RFF 185 WQL3 RFF 185		WQL2 RFF 300 WQL3 RFF 300	
Zack strip：10 section — white	ZB 8	100	ZB 8	100	ZB 8	100
Zack strip：10 section — orange	ZB 8 OG	100	ZB 8 OG	100	ZB 8 OG	100
Dimension						
Thickness/width/height — mm	42 / 132 / 73		55 / 163 / 79		55 / 163 / 86	
Technical data in accordance with GB30847／IEC947						
Rated current/Rated cross section — A /mm^2	269 / 120		353 / 185		520 / 300	
Max current/Max crimp area — A /mm^2	309 / 150		415 / 240		520 / 300	
Cable gland crimp						
DIN 46234/"O" type terminal each side — mm^2	6.0...150		10...240		25...240	
DIN 46235/"O" type terminal each side — mm^2	16...150		25...240		50...300	
Screw size	M 10		M 12		M 16	
Torque — Nm	10-20		14-31		25-60	
Insulation material type	PA		PA		PA	
Class of flammability in accordance with GB30847/UL94	V 0		V 0		V 0	
Relative temperature index — RTI / Ti	130 / 120		130 / 120		130 / 120	
Identificate data in accordance with GB30847／IEC94—7—1						
Rated operating voltage/Rated operating current GB: V / A	1000 / 269		1000 / 353		1000 / 520	
Standard	IEC 60947-7-1 GB/T 14048.7		IEC 60947-7-1 GB/T 14048.7		IEC 60947-7-1 GB/T 14048.7	

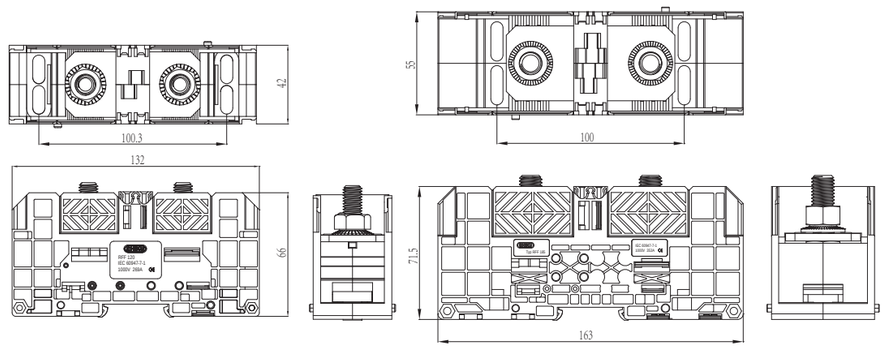

RFF 120

RFF 185
RFF 300

RTC...
High current terminal block





	RTC 60-XXP-B		RTC 60-XXP-C	
	* XX：2P-12P		* XX：2P-5P	
Description / Color	Type	Min packing qty	Type	Min packing qty
Terminal block — black	RTC 60-XXP-B	-	RTC 60-XXP-C	-
Transparent dust cover：	-		-	
Fixed screws (delivery)	/		-	
2P: 1 piece, 3-6P: 2 pieces, 7P and above: 3 pieces	M4	-	M4	-
Dimension				
Overall dimension(Length A/Width B/Height H) (mm)	14.50×N＋2.0 / 48 / 28		12.70×N+1.0 / 41.2 / 30.2	
Installation dimension (L/ø1/ø2) (mm)	-		-	
Rating data				
Wiring range(mm^2)	0.5-10		0.34-10	
Voltage(V)	1000		1000	
Current(A)	57		57	
Power frequency withstand voltage(V/min)	3500		3500	
Other datas				
Tightening torque(N.m)	1.2-1.7		1.5/1.5	
Crimping screw(mm)	M5		M3.5/M4	

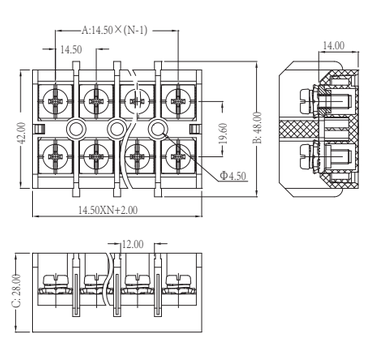

RTC60-XXP-B

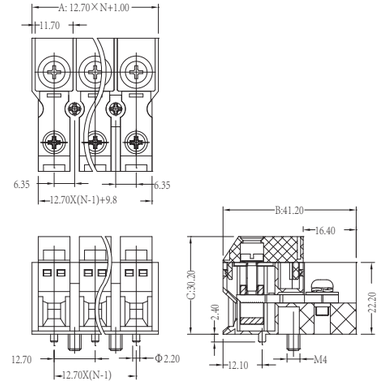

RTC60-XXP-C

RTC...

High current terminal block



RTC 100-XXP-B

* XX：2P-12P

Description	Color	Type	Min packing qty
Terminal block	black	RTC 100-XXP-B	-
Transparent dust cover：		-	
Fixed screws (delivery)		-	
2P: 1 piece, 3-6P: 2 pieces, 7P and above: 3 pieces		M4	-
Dimension			
Overall dimension(Length A/Width B/Height H) (mm)		19.50×N+2.50 / 53 / 34	
Installation dimension (L/ø1/ø2) (mm)		-	
Rating data			
Wiring range(mm^2)		2-35	
Voltage(V)		1000	
Current(A)		101	
Power frequency withstand voltage(V/min)		3500	
Other datas			
Tightening torque(N.m)		3.5-4.5	
Crimping screw(mm)		M6	

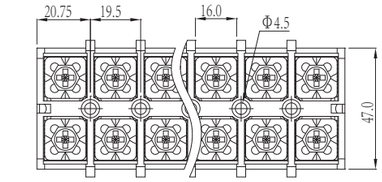

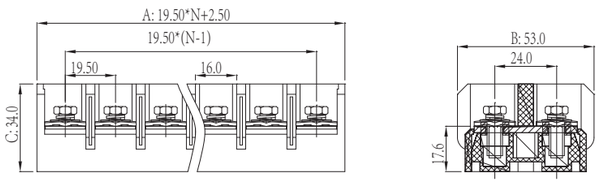

RTC100 XXP-B

RTC...

High current terminal block



RTC 60-3P



RTC 60-4P

* partition plate are quoted separately.

Description	Color	Type	Min packing qty	Type	Min packing qty
Terminal block	black	RTC 60-3P	5	RTC 60-4P	5
Transparent dust cover		G-RTC 60A-3P		G-RTC 60A-4P	
Zack strip		Z-RTC 60-3P		Z-RTC 60-4P	
Partition plate		GP-RTC 60	100	GP-RTC 60	100
Dimension					
Overall dimension (Length A/Width B/Height H) (mm)		85/42/33		114/42/33	
Installation dimension(L/ø1/ø2) (mm)		28.5/6.4/10.4		57/6.4/10.4	
Rating data					
Wiring range(mm^2)		2.5-10		2.5-10	
Voltage(V)		660		660	
Current(A)		60		60	
Power frequency withstand voltage(V/min)		2500		2500	
Other datas					
Tightening torque(N·m)		4-5		4-5	
Crimping screw(mm)		M6		M6	



RTC 100-2P



RTC 100-3P



RTC 100-4P

* partition plate are quoted separately.

Description	Color	Type	Min packing qty	Type	Min packing qty	Type	Min packing qty
Terminal block	black	RTC 100-2P	4	RTC 100-3P	4	RTC 100-4P	4
Transparent dust cover		G-RTC 100A-2P		G-RTC 100A-3P		G-RTC 100A-4P	
Zack strip		Z-RTC 100-2P		Z-RTC 100-3P		Z-RTC 100-4P	
Partition plate				GP-RTC 100	100	GP-RTC 100	100
Dimension							
Overall dimension (Length A/Width B/Height H) (mm)		83/54.5/38		102/54.5/38		136/54.5/38	
Installation dimension(L/ø1/ø2) (mm)		68/6.4/10.4		34/6.4/10.4		68/6.4/10.4	
Rating data							
Wiring range(mm^2)		6-25		6-25		6-25	
Voltage(V)		660		660		660	
Current(A)		100		100		100	
Power frequency withstand voltage(V/min)		2500		2500		2500	
Other datas							
Tightening torque(N·m)		4-5		4-5		4-5	
Crimping screw(mm)		M6		M6		M6	

RTC...
High current terminal block







RTC 150-2P **RTC 150-3P** **RTC 150-4P**

* partition plate are quoted separately.

Description	Color	Type	Min packing qty	Type	Min packing qty	Type	Min packing qty
Terminal block	▌black	RTC 150-2P	3	RTC 150-3P	3	RTC 150-4P	3
Transparent dust cover		G-RTC 150A-2P		G-RTC 150A-3P		G-RTC 150A-4P	
Zack strip Partition plate		Z-RTC 150-2P		Z-RTC 150-3P GP-RTC 150	 100	Z-RTC 150-4P GP-RTC 150	 100
Dimension							
Overall dimension (Length A/Width B/Height H) (mm)		91/65.5/41		115/65.5/41		153/65.5/41	
Installation dimension(L/⌀1/⌀2) (mm)		76.4/6.4/10.4		38.2/6.4/10.4		76.4/6.4/10.4	
Rating data							
Wiring range(mm^2)		16-50		16-50		16-50	
Voltage(V)		660		660		660	
Current(A)		150		150		150	
Power frequency withstand voltage(V/min)		2500		2500		2500	
Other datas							
Tightening torque(N·m)		8-10		8-10		8-10	
Crimping screw(mm)		M8		M8		M8	







RTC 200-2P **RTC 200-3P** **RTC 200-4P**

* partition plate are quoted separately.

Description	Color	Type	Min packing qty	Type	Min packing qty	Type	Min packing qty
Terminal block	▌black	RTC 200-2P	3	RTC 200-3P	3	RTC 200-4P	1
Transparent dust cover		G-RTC 200A-2P		G-RTC 200A-3P		G-RTC 200A-4P	
Zack strip Partition plate		Z-RTC 200-2P		Z-RTC 200-3P GP-RTC 200	 100	Z-RTC 200-4P GP-RTC 200	 100
Dimension							
Overall dimension (Length A/Width B/Height H) (mm)		104/72/47		132/72/47		176/72/47	
Installation dimension(L/⌀1/⌀2) (mm)		88/8.4/13.4		44/8.4/13.4		88/8.4/13.4	
Rating data							
Wiring range(mm^2)		25-70		25-70		25-70	
Voltage(V)		660		660		660	
Current(A)		200		200		200	
Power frequency withstand voltage(V/min)		2500		2500		2500	
Other datas							
Tightening torque(N·m)		8-10		8-10		8-10	
Crimping screw(mm)		M8		M8		M8	

RTC...
High current terminal block







RTC 300-2P **RTC 300-3P** **RTC 300-4P**

* partition plate are quoted separately.

Description	Color	Type	Min packing qty	Type	Min packing qty	Type	Min packing qty
Terminal block	▌black	RTC 300-2P	1	RTC 300-3P	1	RTC 300-4P	1
Transparent dust cover		G-RTC 300A-2P		G-RTC 300A-3P		G-RTC 300A-4P	
Zack strip Partition plate		Z-RTC 300-2P		Z-RTC 300-3P GP-RTC 300	 100	Z-RTC 300-4P GP-RTC 300	 100
Dimension							
Overall dimension (Length A/Width B/Height H) (mm)		130/90/53		165.5/90/53		220/90/53	
Installation dimension(L/⌀1/⌀2) (mm)		110/8.4/13.4		55/8.4/13.4		110/8.4/13.4	
Rating data							
Wiring range(mm^2)		50-150		50-150		50-150	
Voltage(V)		660		660		660	
Current(A)		300		300		300	
Power frequency withstand voltage(V/min)		2500		2500		2500	
Other datas							
Tightening torque(N·m)		15-20		15-20		15-20	
Crimping screw(mm)		M10		M10		M10	







RTC 400-2P **RTC 400-3P** **RTC 400-4P**

* partition plate are quoted separately.

Description	Color	Type	Min packing qty	Type	Min packing qty	Type	Min packing qty
Terminal block	▌black	RTC 400-2P	1	RTC 400-3P	1	RTC 400-4P	1
Transparent dust cover		G-RTC 400A-2P		G-RTC 400A-3P		G-RTC 400A-4P	
Zack strip Partition plate		Z-RTC 400-2P		Z-RTC 400-3P GP-RTC 300	 100	Z-RTC 400-4P GP-RTC 300	 100
Dimension							
Overall dimension (Length A/Width B/Height H) (mm)		130/90/53		165/90/53		220/90/53	
Installation dimension(L/⌀1/⌀2) (mm)		110/8.4/13.4		55/8.4/13.4		110/8.4/13.4	
Rating data							
Wiring range(mm^2)		70-240		70-240		70-240	
Voltage(V)		660		660		660	
Current(A)		400		400		400	
Power frequency withstand voltage(V/min)		2500		2500		2500	
Other datas							
Tightening torque(N·m)		15-20		15-20		15-20	
Crimping screw(mm)		M10		M10		M10	

RTC...
High current terminal block



RTC 600-3P



RTC 600-4P

* partition plate are quoted separately.

Description	Color	Type	Min packing qty	Type	Min packing qty
Terminal block	black	RTC 600-3P	1	RTC 600-4P	1
Transparent dust cover		G-RTC 600A-3P		G-RTC 600A-4P	
Zack strip		Z-RTC 600-3P		Z-RTC 600-4P	
Partition plate		GP-RTC 600	24	GP-RTC 600	24
Dimension					
Overall dimension (Length A/Width B/Height H)	(mm)	207/100/73		276/100/73	
Installation dimension(L/ø1/ø2)	(mm)	69/8.4/13.4		138/8.4/13.4	
Rating data					
Wiring range(mm^2)		240-300		240-300	
Voltage(V)		660		660	
Current(A)		600		600	
Power frequency withstand voltage(V/min)		2500		2500	
Other datas					
Tightening torque(N·m)		25-35		25-35	
Crimping screw(mm)		M12		M12	

Installation outline dimension table and schematic diagram

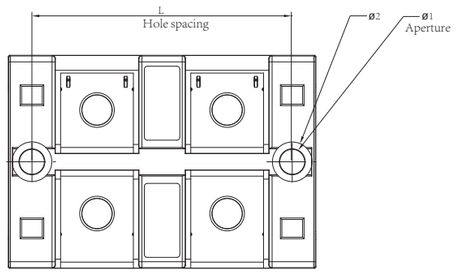

2-pole

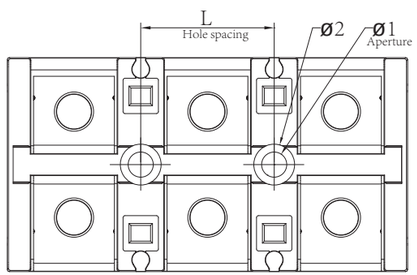

3-pole

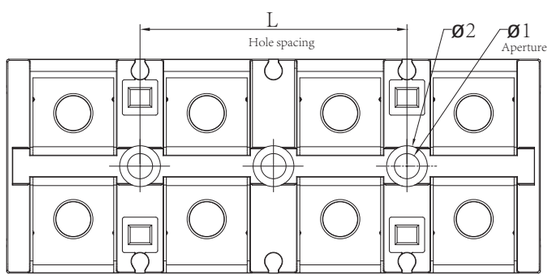

4-pole



Wiring diagram

RTC...
High current terminal block

Simple design, easy installing and visual connection.

Features:

- Installed on the board directly, no need mounting rail.
- Assembling freely.
- PC material with high termperature resistance, good toughness and stability.



RBC60A XXP-B



RBC100A XXP-B

		Thickness 18		Thickness 21.8	
Description	Color	Type	Min packing qty	Type	Min packing qty
Terminal	black	RBC60A XXP-B	-	RBC100A XXP-B	-
End cover		D-RBC 60		D- RBC 100	
Zack strip：Any length, white		Z- RBC6	50	Z- RBC10	50
Terminal size					
Thickness/width/plate thickness	mm	18 / 52.0 / 3.5		21.8 / 63.2 / 3.3	
Height	mm	33.2		40.8	
Technical data in accordance with GB14048.1/GB14048.7					
Max rated current/cross section	A /mm^2	60 / 10		101 / 25	
Screw size		M6		M6	
Torque	Nm	2.3 - 2.8		2.3 - 2.8	
Insulation material type		PC		PC	
Class of flammability in accordance with GB14048/UL94		V 0		V 0	
Comparative tracking index	CTI	175		175	
Identificate data					
Rated operating voltage/Rated operating current	GB: V / A	1000 / 57		1000 / 101	
Standard		IEC 60947-7-1 GB/T 14048.7		IEC 60947-7-1 GB/T 14048.7	

Poles：2–16P

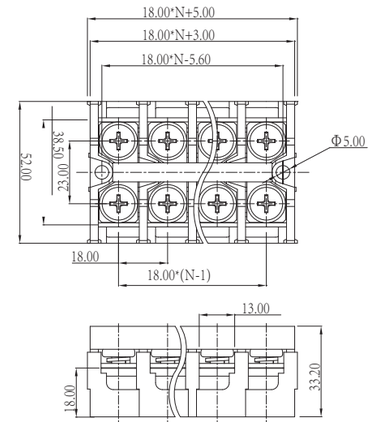

Poles：2–16P

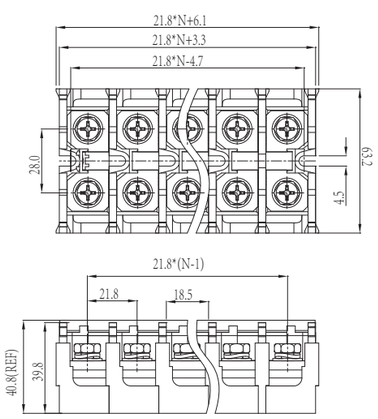

RBC...

High current terminal block

Simple design, easy installing and visual connection.

Features:

- Installed on the board directly, no need mounting rail.
- Assembling freely, no need connecting rail under 10P, use connecting rail above 10P.
- Screwdriver open from terminal block's bottom when disassembling.
- RBC 60A–300A four kinds of terminal block can be connected each other by a shared connecting rail.
- PC material with high termperature resistance, good toughness and stability.



RBC 60A



RBC 100A

		Thickness 20.5		Thickness 27	
Description	Color	Type	Min packing qty	Type	Min packing qty
Terminal	black	RBC 60A	8	RBC 100A	5
End cover		D-RBC 60		D- RBC 100	
Zack strip：Any length, white		Z- RBC6	50	Z- RBC10	50
Terminal size					
Thickness/width/plate thickness	mm	20.5 / 50.0 / 3.5		27 / 64 / 4	
Height	mm	40.5		46	
Technical data in accordance with GB14048.1/GB14048.7					
Max rated current/cross section	A /mm^2	60 / 10		100 / 25	
Screw size		M6		M8	
Torque	Nm	3.2 - 3.7		4.0 - 4.5	
Insulation material type		PC		PC	
Class of flammability in accordance with GB14048/UL94		V 0		V 0	
Comparative tracking index	CTI	175		175	
Identificate data					
Rated operating voltage/Rated operating current	GB: V / A	660 / 60		660 / 100	
Standard		IEC 60947-7-1 GB/T 14048.7		IEC 60947-7-1 GB/T 14048.7	

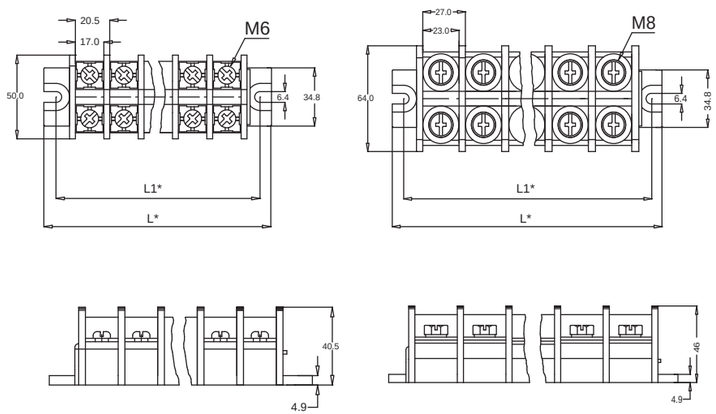

*The length of L1 and L is the actual length of installing terminal blocks.

RBC...

High current terminal block



RBC 200A



RBC 300A

		Thickness 35.5		Thickness 41.8	
Description	Color	Type	Min packing qty	Type	Min packing qty
Terminal	black	RBC 200A	5	RBC 300A	5
End cover		D-RBC 200	50	D- RBC 300	50
Zack strip：Any length, white		Z- RBC20	50	Z- RBC30	50
Terminal size		200A		300A	
Thickness/width/plate thickness	mm	35.5 / 80.0 / 4.5		41.8 / 106.5 / 6	
Height	mm	46		51	
Technical data in accordance with GB14048.1/GB14048.7					
Max rated current/cross section	A /mm^2	200 / 70		300 / 150	
Screw size		M10		M10	
Torque	Nm	6 - 8		6 - 8	
Insulation material type		PC		PC	
Class of flammability in accordance with GB14048/UL94		V 0		V 0	
Comparative tracking index	CTI	175		175	
Identificate data					
Rated operating voltage/Rated operating current	GB: V / A	660 / 200		660 / 300	
Standard		IEC 60947-7-1 GB/T 14048.7		IEC 60947-7-1 GB/T 14048.7	

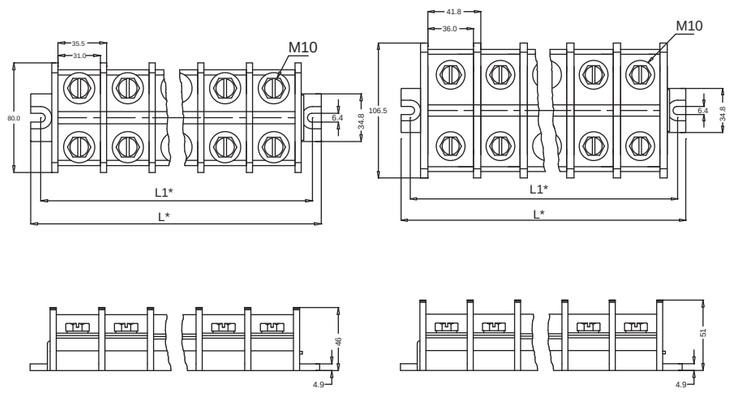

*The length of L1 and L is the actual length of installing terminal blocks.

RBN series

open terminal block

RBN terminal block, visual wiring, especially is suitable for use in narrow space. It can be installed on din rail directly and easily. The operation of wiring is simple and clear. The mark strips are bold and clear. Transparent protective cover can ensure safety and is convenient to maintain.

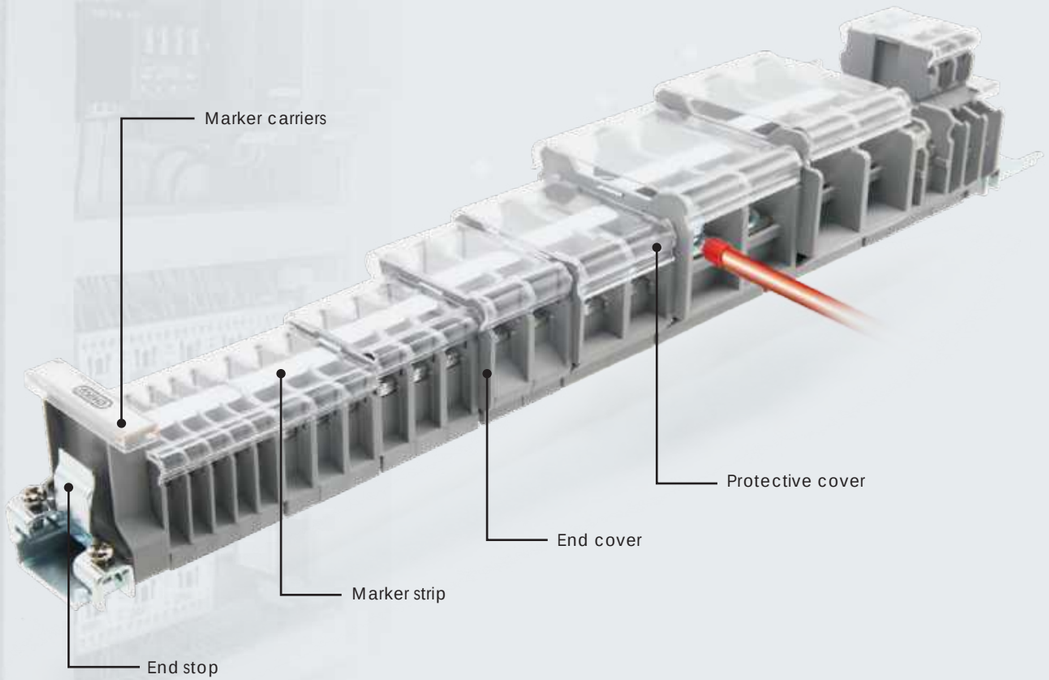


End cover


Transparent protective cover


Bridge


Marker strip

RBN...

Open terminal block


RBN 10W


RBN 15W

Description	Color	Thickness 7 Type	Min packing qty.	Tickness 10.5 Type	Min packing qty.
Terminal block DIN rail:G/U	grey black	RBN 10W RBN 10W BK	50 50	RBN 15W RBN 15W BK	50 50
End cover		D-RBN 10 /15W D-RBN 10 /15W BK	100 100	D-RBN 10 /15W D-RBN 10 /15W BK	100 100
Fixed bridge：For cross-connection in the terminal center,max 10 pots,divisible.		RBN 10-10	50	RBN 10-15	50
Transparent dust cover：length in 1m，customized length is available.		G-10 /30 W		G-10 /30 W	
Zack strip：random lenths ， white		Z- RBN	50	Z- RBN	50
Dimensions					
thickness/width/plate thickness height（U7.5）	mm mm	7 /38 /1.5 35		10.5 /38 /1.5 35	
Technical data in accordance with GB30847／IEC947—7—1					
Solid/stranded conductor Max rated current/rated voltage/cross-section	mm^2 A /V /mm^2	0.14 -1.25 /0.14 -1.25 16 /660 /1.25		0.2 -2.0 /0.2 -2.0 22 /660 /2	
Connection capacity U or O type ferrule without/with plastic sleeve.	mm^2	0.14 -1.25 /0.14 -1.25		0.2 -2.0 /0.2 -2.0	
Stripping length	mm	7		7	
Screw type		M 3		M 3.5	
Corresponding crimping terminal		1.25 - 3		2 – 3.5	
Max mounting No.of crimping		2		2	
Terminal Corresponding crimping terminal（mm）		≤5.8 ≤5 ≥3.3 ≥Ø3.2		≤8.5 ≤5 ≥4 ≥Ø3.6	
Torque	N_m	0.6 -1.0		1.0- 1.3	
Insulating material		PA		PA	
Inflammability class acc.to GB30847 / UL94		V 0		V 0	
Technical data in accordance with GB30847 / IEC947—7—1					
Rated working voltage／Rated working current	GB: V / A	660 /16		660/22	
Execution standard		IEC 60947-7-1 GB/T 14048.7		IEC 60947-7-1 GB/T 14048.7	

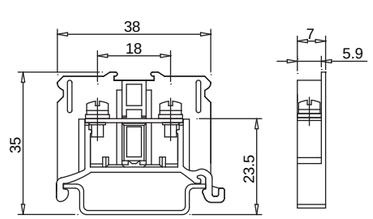

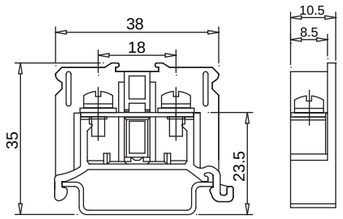

RBN...
Open terminal block



RBN 30W



RBN 50W

Description	Color	Thickness 12 Type	Min packing qty.	Thickness 15.4 Type	Min packing qty.
Terminal block DIN rail:G/U	grey black	RBN 30W RBN 30W BK	50 50	RBN 50W RBN 50W BK	50 50
End cover		D-RBN 30W D-RBN 30W BK	100 100	D-RBN 50W D-RBN 50W BK	100 100
Fixed bridge：For cross-connection in the terminal center,max 10 pots,divisible.		RBN 10-30	50		
Transparent dust cover：length in 1m，customized length is available.		G-10 /30 W		G-50 W	
Zack strip:random lenths ， white		Z- RBN	50	Z- RBN	50
Dimensions					
thickness/width/plate thickness	mm	12 /38 /1.5		15.4 /48 /1.8	
height（U7.5）	mm	38		44	
Technical data in accordance with GB30847/IEC947—7—1					
Solid/stranded conductor	mm^2	0.2 -5.5 /0.2 -5.5		0.5 -14 /0.5 -14	
Max rated current/rated voltage/cross-section	A /V /mm^2	38 /660 /5.5		67 /660 /14	
Connection capacity U or O type ferrule without/with plastic sleeve.	mm^2	0.2 -5.5 /0.2 -5.5		0.5 -14 /0.5 -14	
Stripping length	mm	8		10	
Screw type		M 4		M 5	
Corresponding crimping terminal		1.25-4 ～ 5.5-4		1.25-5 ～ 14-5	
Max mounting No.of crimping		2		2	
Terminal Corresponding crimping terminal (mm)		≥Ø4.2 ≤9.5 ≤6 ≥4.5		≥Ø5.2 ≤12.8 ≤6.5 ≥4.5	
Torque	Nm	1.4-2.0		2.6 - 3.7	
Insulating material		PA		PA	
Inflammability class acc.to GB30847 / UL94		V 0		V 0	
Technical data in accordance with GB30847 / IEC947—7—1					
Rated working voltage/Rated working current	GB: V / A	660 / 38		660 / 67	
Execution standard		IEC 60947-7-1 GB/T 14048.7		IEC 60947-7-1 GB/T 14048.7	

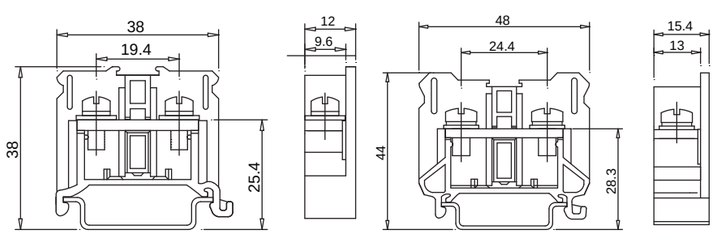

RBN...
Open terminal block



RBN 75W



RBN 100W

Description	Color	Thickness 20 Type	Min packing qty.	Thickness 26 Type	Min packing qty.
Terminal block DIN rail:G/U	grey black	RBN 75W RBN 75W BL	40 40	RBN 100W RBN 100W BK	20 20
End cover		D-RBN 75W D-RBN 75W BL	100 100	D-RBN 100W D-RBN 100W BK	100 100
Fixed bridge：For cross-connection in the terminal center,max 10 pots,divisible.					
Transparent dust cover：length in 1m，customized length is available.		G-75 W		G-100 /150 W	
Zack strip:random lenths ， white		Z- RBN	50	Z- RBN	50
Dimensions					
thickness/width/plate thickness	mm	20 /53 /1.8		26 /63 /2.0	
height（U7.5）	mm	45.6		55.6	
Technical data in accordance with GB30847/IEC947—7—1					
Solid/stranded conductor	mm^2	2.5 -22 /2.5 -22		2.5 -38 /2.5 -38	
Max rated current/rated voltage/cross-section	A /V /mm^2	94 /660 /22		132 /660 /38	
Connection capacity U or O type ferrule without/with plastic sleeve.	mm^2	2.5 -22 /2.5 -22		2.5 -38 /2.5 -38	
Stripping length	mm	11		16	
Screw type		M 6		M 8	
Corresponding crimping terminal		2-6 ～ 22-6		2-8 ～ 38-8	
Max mounting No.of crimping		2		2	
Terminal Corresponding crimping terminal (mm)		≥Ø6.2 ≤16.8 ≤8.5 ≥6		≥Ø8.5 ≤22.8 ≤11 ≥10	
Torque	Nm	3.9-5.4		10 -13.5	
Insulating material		PA		PA	
Inflammability class acc.to GB30847 / UL94		V 0		V 0	
Technical data in accordance with GB30847 / IEC947—7—1					
Rated working voltage/Rated working current	GB: V / A	660 /94		660/132	
Execution standard		IEC 60947-7-1 GB/T 14048.7		IEC 60947-7-1 GB/T 14048.7	

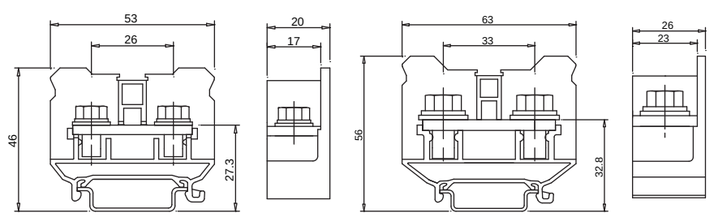

RBN...
Open terminal block
Fuse terminal block



RBN 150W

Thickness 26



RBNF 10

Thickness 15



Description	Color	Type	Min packing qty.	Type	Min packing qty.
Terminal block DIN rail:G/U	grey black	RBN 150W RBN 150W BK	20 20	RBNF 10 RBNF 10 BK	40 40
End cover		D-RBN 150W D-RBN 150W BK	100 100	D-RBNF 10 D-RBNF 10 BK	
Fixed bridge：For cross-connection in the terminal center,max 10 pots,divisible.					
Transparent dust cover：length in 1m，customized length is available.		G-100/150 W			
Zack strip:random lenths ， white		Z- RBN	50		50
Dimensions					
thickness/width/plate thickness	mm	26 /63 /2.2		15 /63 /1.5	
height（U7.5）	mm	60.5		57.8	
Technical data in accordance with GB30847/IEC947—7—1					
Solid/stranded conductor	mm^2	25 -60 /25 -60		0.2 -5.5 /0.2 -5.5	
Max rated current/rated voltage/cross-section	A /V /mm^2	175 /660 /60		10 /660 /5.5	
Connection capacity U or O type ferrule without/with plastic sleeve.	mm^2	25 -60 /25 -60		0.2 -5.5 /0.2-5.5	
Stripping length	mm	30		7	
Screw type		M 8		M 4	
Corresponding crimping terminal		2-8 ～ 60-8		1.25-4 ～ 5.5-4	
Max mounting No.of crimping		2		2	
Terminal Corresponding crimping terminal (mm)		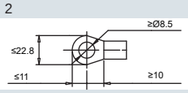		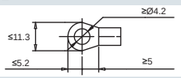	
Torque	Nm	10 -1 3.5		1.4-2.0	
Insulating material		PA		PA	
Inflammability class acc.to GB30847 / UL94		V 0		V 0	
Technical data in accordance with GB30847 / IEC947—7—1					
Rated working voltage/Rated working current	GB: V / A	660 /175		660/10	
Execution standard		IEC 60947-7-1 GB/T 14048.7		IEC 60947-7-1 GB/T 14048.7	

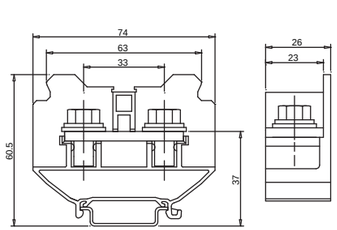

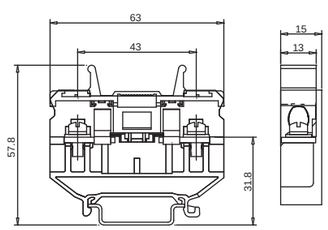

RBN...
Open double-level terminal block



RBND 15W

Thickness 15.8



Description	Color	Type	Min packing qty.
Terminal block DIN rail:G/U	grey black	RBND 15W RBND 15W BK	60 60
End cover		D-RBND 15W D-RBND 15W BK	25 25
Fixed bridge：For cross-connection in the terminal center,max 10 pots,divisible.			
Transparent dust cover：length in 1m，customized length is available.		G-10 /30 W	
Zack strip:random lenths ， white		Z- RBN	50
Dimensions			
thickness/width/plate thickness	mm	15.8 /38 /1.8	
height（U7.5）	mm	67.5	
Technical data in accordance with GB30847/IEC947—7—1			
Solid/stranded conductor	mm^2	0.2 -2 /0.2 -2	
Max rated current/rated voltage/cross-section	A /V /mm^2	22 /660 /2	
Connection capacity U or O type ferrule without/with plastic sleeve.	mm^2	0.2 -2 /0.2 -2	
Stripping length	mm	7	
Screw type		M 3.5	
Corresponding crimping terminal		2-3.5	
Max mounting No.of crimping		2	
Terminal Corresponding crimping terminal (mm)		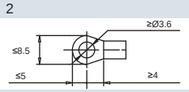	
Torque	Nm	1 -1.3	
Insulating material		PA	
Inflammability class acc.to GB30847 / UL94		V 0	
Technical data in accordance with GB30847 / IEC947—7—1			
Rated working voltage/Rated working current	GB: V / A	660 /22	
Execution standard		IEC 60947-7-1 GB/T 14048.7	

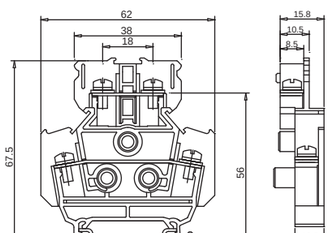

RDT...

distribution box series

- Visual wiring
- Halogen free
- IP20 release electric shock
- Modularization
- The flammability of self–extinguishing of an arc: V0
- Copper conductor plated nicke

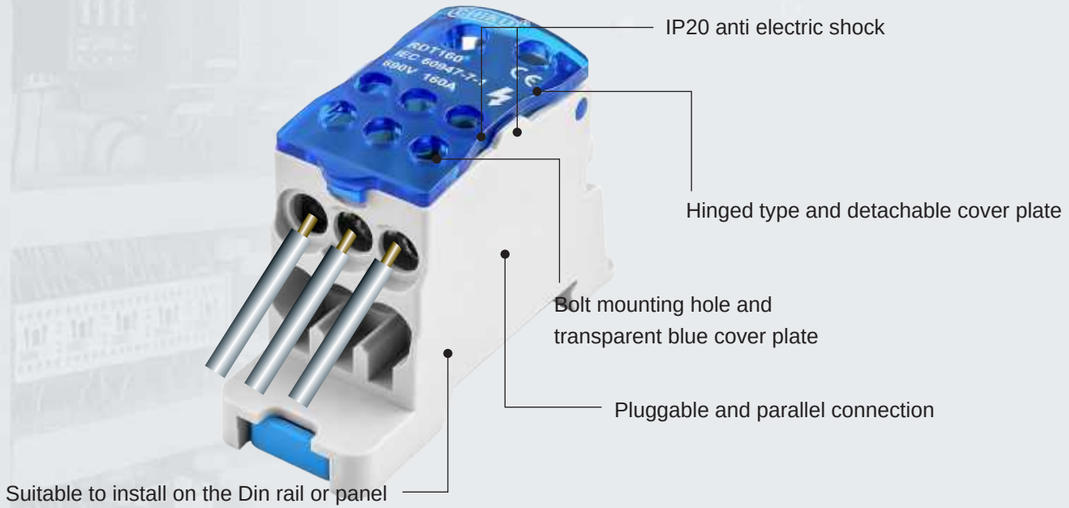



Unipolar distribution box

RDT...

Unipolar distribution box



RDT 80



RDT 125

Description	Color[1)]	Type	Min packing qty.	Type	Min packing qty.
The pedestal Transparency	white blue	RDT 80	1	RDT 125	1
Connector					
Dimensions					
Length/height/width	mm	27.5 / 48 / 62.5		28 / 48 / 74.2	
Technical data					
Rated working current Rated working voltage	IEC:A IEC:V	80 A 690 V		125 A 690 V	
Metric system		mm^2		mm^2	
	in line 1 in line 2 out line1 out line2 out line3	6…16 ... 2,5…6 2,5…16	 ×1 ×4 ×2	10…35 … 2,5…16	 ×1 ×7
Parameters					
（N.m）		≤1.8(M5), ≤2.5(M6)..		≤2.5(M6), ≤4.0(M10)..	
Modularization：		A incoming line port, extension by jump line, and convenient extension into double midcourt line		A incoming line port, extension by jump line, and convenient extension into double midcourt line	
Size sketch					
		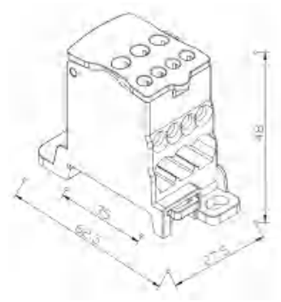		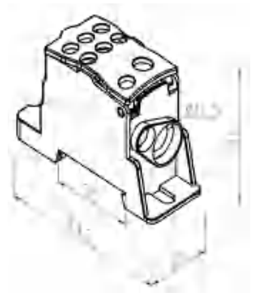	
Execution standard		IEC 60947-7-1 GB/T 14048.7		IEC 60947-7-1 GB/T 14048.7	

Attention：* **or universal jump line.

RDT...
Unipolar distribution box



RDT 160



RLG 250

RDT 250

Description	Color	Type	Min packing qty.	Type	Min packing qty.
The pedestal Transparency	white blue	RDT 160	1	RDT 250	1
Connector				RLG 250	
Dimensions		尺寸			
Length/height/width	mm	28 / 48 / 74.2		47.5 / 51 / 95	
Technical data					
Rated working current Rated working voltage	IEC:A IEC:V	160 A 690 V		250 A 690 V	
Metric system		mm^2		mm^2	
in line 1 in line 2 out line1 out line2 out line3		10…70 … 2,5…16 2,5…16 2,5…10	 ×7 ×5 ×4	35…120 ... 6…35 2,5…16 2,5…10	×1 ×2 ×5 ×4
Parameters					
（N.m）		≤2.5(M6), <5.5(M12)..		≤2.5(M6), ≤2./(M8), ≤4.0(M10), ≤16(M16)	
Modularization：		A incoming line port, extension by jump line, and convenient extension into double midcourt line		A incoming line port, extension by jump line, and convenient extension into double midcourt line	
Size sketch					

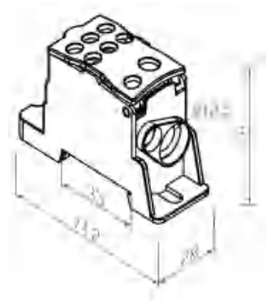



Execution standard	IEC 60947-7-1 GB/T 14048.7	IEC 60947-7-1 GB/T 14048.7

RDT...
Unipolar distribution box



RLG 400

RDT 400

Description	Color	Type	Min packing qty.
The pedestal Transparency	white blue	RDT 400	1
Connector		RLG 400	
Dimensions			
Length/height/width	mm	47.5 / 51 / 95	
Technical data			
Rated working current Rated working voltage	IEC:A IEC:V	400 A 690 V	
Metric system		mm^2	
in line 1 in line 2 out line1 out line2 out line3		95…185 6…35 2,5…16 2,5…10	×1 ×2 ×5 ×4
Parameters			
（N.m）		≤2.5(M6), ≤2.7(M8), ≤4.0(M10), ≤20(M18)	
Modularization：		A incoming line port, extension by jump line, and convenient extension into double midcourt line	
Size sketch			

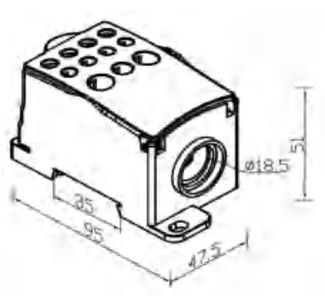

Execution standard	IEC 60947-7-1 GB/T 14048.7

Attention：* **or universal jump line.

RBD...

Dipolar distribution box





RBD(80A-100A)-2P-01 **RBD(80A-100A)-2P-02**

Description	Color	Type	Type
Mounting base	White	RBD(80A-100A)-2P-01	RBD(80A-100A)-2P-02
Top,bottom and side	Transparent blue		
Dimension			
Length/width/height	mm	66/ 46.5 / 51	100 / 46.5/ 51
Technical Data			
Rated working current	IEC:A	125A	125A
Rated working voltage	IEC:V	500 V	500V
		mm² mm²	mm² mm² mm²
No. of Bus Bar		2	2
Conductor connection range (flexible wire mm²)		1.5...6 6...16	1.5...6 6...16 10...16
Conductor connection range (rigid wire mm2)		2.5...6 10...25	2.5...6 10...25 10...35
Install Method			
Din rail installation		TS35-7.5	TS35-7.5
（N.m）		≤2.0(M5)	≤2.0(M5)

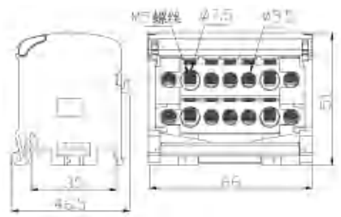

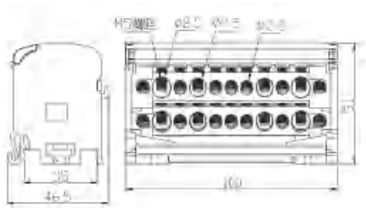

Execution standard	IEC 60947-7-1 GB/T 14048.7	IEC 60947-7-1 GB/T 14048.7

RBD...

Dipolar distribution box



RBD(80A-100A)-2P-03

Description	Color	Type
Mounting base	White	RBD(80A-100A)-2P-03
Top,bottom and side	Transparent blue	
Dimension		
Length/width/height	mm	132.5 / 46.5 / 51
Technical Data		
Rated working current	IEC:A	125 A
Rated working voltage	IEC:V	500 V
		mm² mm² mm²
No. of Bus Bar		2
Conductor connection range (flexible wire mm²)		1.5...6 6...16 10...16
Conductor connection range (rigid wire mm2)		2.5...6 10...25 10...35
Install Method		
Din rail installation		TS35-7.5
（N.m）		≤2.0(M5)

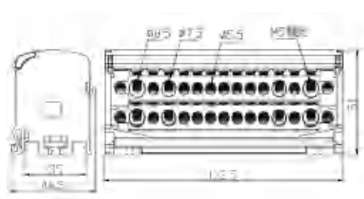

Execution standard	IEC 60947-7-1 GB/T 14048.7

RBD...

Dipolar distribution box





RTD(80A-100A)-4P-01　　RTD(80A-100A)-4P-02

Description	Color	Type	Type
Mounting base	White	RTD80A-100A)-4P-01	RTD(80A-100A)-4P-02
Top,bottom and side	Transparent blue		
Dimension			
Length/width/height	mm	66 / 90 / 50.5	100 .5 / 90 / 50.5
Technical Data			
Rated working current	IEC:A	125 A	125 A
Rated working voltage	IEC:V	500 V	500 V
		mm² mm²	mm² mm² mm²
No. of Bus Bar		4	4
Conductor connection range (flexible wire mm²)		1.5...6 6...16	1.5...6 6...16 10...16
Conductor connection range (rigid wire mm2)		2.5...6 10...25	2.5...6 10...25 10...35
Install Method			
Din rail installation		TS35-7.5	TS35-7.5
（N.m）		≤2.0(M5)	≤2.0(M5)

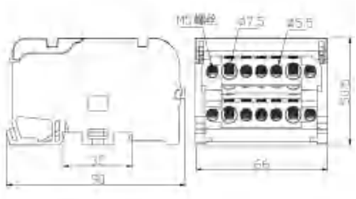

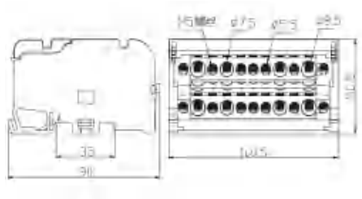

Execution standard	IEC 60947-7-1 GB/T 14048.7	IEC 60947-7-1 GB/T 14048.7

RTD...

Quadrupole distribution box



RTD(80A-100A)-4P-03

Description	Color	Type
Mounting base	White	RTD(80A-100A)-4P-03
Top,bottom and side	Transparent blue	
Dimension		
Length/width/height	mm	132.5 / 90 / 50.5
Technical Data		
Rated working current	IEC:A	125A
Rated working voltage	IEC:V	500V
		mm² mm² mm²
No. of Bus Bar		4
Conductor connection range (flexible wire mm²)		1.5...6 6...16 10...16
Conductor connection range (rigid wire mm2)		2.5...6 10...25 10...35
Install Method		
Din rail installation		TS35-7.5
（N.m）		≤2.0(M5)

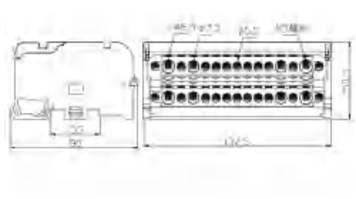

Execution standard	IEC 60947-7-1 GB/T 14048.7

Accessories of terminal blocks

In order to meet the diverse needs of our customers, we offer a full range of accessories, such as end stop (nylon or metal), marker carriers, zack marker strips, various general and specialized plug–in bridge, test adapters, protective covers, DIN rails and so on.



Terminal Fix Component



Bridge



Metal end stop



Quick marker strip

End stop



E /UK

Thickness 9.5 mm

Description	Color	Type	Min packing qty
Universal terminal end bracket: use for mounting foot “G and U” terminal clamp KLM or zack strip ZB8 can clamp on it	grey	E /UK	100
Fast Installment terminal fix component For the mountain U with width 35MM	grey		
Dimensions			
Thickness / width	mm	see sketch	
Height （U7.5 / U10 / U15 /G32）	mm	37.5 / 40 / 45 / 43	
Insulating material type		PA	



E-ST

Thickness 10 mm

Type	Min packing qty
E-ST	100



E /UK-6

Thickness 6 mm

Description	Color	Type	Min packing qty
Universal terminal end bracket: use for mounting foot “G and U” terminal clamp KLM or zack strip ZB8 can clamp on it	grey	E/UK-6	100
Fast Installment terminal fix component For the mountain U with width 35MM and thickness 6mm	grey		
Dimensions			
Thickness / width	mm	6 / 49.3	
Height （U7.5 / U10 / U15 /G32）	mm	33.8 / 36.3 / 41.3	
Insulating material type		PA	



E-ST-6

Thickness 6 mm

Type	Min packing qty
E-ST-6	100



E/AL-TS35

Thickness 9.5 mm

Description	Color	Type	Min packing qty
Metal Rail Stator		E/AL-TS35	100
Material		Al	
Surface treatment			



E-RBN-N

Thickness 10 mm

Type	Min packing qty
E-RBN-N	100
Steel	
plated blue-white zinc or color zinc	

Marker lable for terminal marking



UBE



UBE / D

Description	Color	Thickness 9.1 mm Type	Min packing qty	Thickness 19.5 mm Type	Min packing qty
Marked terminal block, with a flip cover；Without insertion of identification strip ES/KMK3 (mark area 40 x1 3mm)；other is the same,		UBE	50		
Marked terminal block as above, but without insertion ES/KMK3				UBE /D	100
Dimensions					
Thickness / width	mm	9.1 × 45		19.5 × 43	
Height （U7.5 / U10 / U15 /G32）	mm	46.5 / 49 / 54 / 52		46.5 / 49 / 54 / 52	
Insulating material type		PA		PA	
Cover material		PVC		PC	
Identification strip material with insertion Color		thick paper board white		thick paper board white	



UBE /SD



UBE /SSD

Description	Color	Thickness 15.5 mm Type	Min packing qty	Thickness 10.0 mm Type	Min packing qty
Marked terminal block as above, but without insertion ES/KMK3	Grey	UBE /SD	100	UBE /SSD	100
Dimensions					
Thickness / width	mm	15.5 × 43		10 × 43	
Height （U7.5 / U10 / U15 /G32）	mm	46.5 / 49 / 54 / 52		46.5 / 49 / 54 / 52	
Insulating material type		PA		PA	
Cover material		PC		PC	
Identification strip material with insertion Color		thick paper board white		thick paper board white	

Marker lable for terminal marking



KLM -A



KLM-B



KLM-C

Description	Color	Thickness 9.5 mm Type	Min packing qty	Thickness 10.0 mm Type	Min packing qty	Thickness 6.0 mm Type	Min packing qty
Terminal with zack strip；As above, but without insertion type ES / KLM2-GB		KLM -A Used for E/UK end stop	100	KLM-B	100	KLM-C	200
Fast installment terminal block				Used for E-ST end stop		Used for E/UK and E-ST-6 end stop	
Dimensions							
Thickness / width	mm	9.5 × 46					
Height （U7.5 / U10 / U15 /G32）	mm	-					
Insulating material type		PC		PA		PA	
Cover material		PC					
Working temperature range		thick paper board		thick paper board		thick paper board	
Color		white		white		white	

Locking Latch PR OG







PR OG

Orange

※Applicable to IRPV2.5/1P(-PE), RPV2.5-TWIN/1P(-PE), RPV2.5-QUATTRO/2P(-PE), RPVTT2.5/2P(-PE). RPVTT2.5/2P-PV is used in combination with PP-H2.5.

Description	Pole	Type	Min packing qty
Locking Latch,width:4.35mm,height:28.84mm	1	PR OG	200

WFB marking system

Using the WFB marking system for terminals are identified, clear, convenient maintenance, zack strip 10 section as a group, can be divided into horizontal and vertical type.
E - ST terminal fix component is commonly used in terminal last low, fastening effect, prevent the slide.



WFB 4-16

For the terminal with thickness 4-8mm



Z-RBN

Description	Color	Type	Min packing qty	Type	Min packing qty
Zack strip, horizontal print 9 mark no, is from 1-9 continuous no	white	WFB 4-8 horizontal no. 1,2,3,4,5,6,7,8,9 08 55 20 .. ABB: ZB4 horizontal no. 1 -9 10			100
Zack strip, vertical print 9 mark no, is from 1-9 continuous no	white	WFB 4-8 vertical no. 1,2,3,4,5,6,7,8,9 08 55 20 .. Abb: ZB4 vertical no. 1 -9 10			
Zack strip, horizontal print 10 mark no, is from 1-10 continuous no	white	WFB 4-8 horizontal no. 1,2,3,4,5,6,7,8,9,10 08 55 20 .. ABB: ZB4 horizontal no.1 -9 10			
Zack strip, vertical print 10 mark no, is from 1-10 continuous no	white	WFB 4-8 vertical no. 1,2,3,4,5,6,7,8,9 08 55 20 .. ABB: ZB4 vertical no. 1 -9 10			
Zack strip, horizontal print 10 mark no, is from 1-10 continuous no	orange	WFB 4-8 horizontal yellow no, 10,20,30,40,50,60,70,80,90,100 ABB: ZB5 horizontal yellow no 10 -100 08 55 20 ..			
Zack strip, vertical print 10 mark no, is from 1-10 continuous no	orange	WFB 4-8vertical yellow no10,20,30,40,50,60,70,80,90,100 ABB: ZB4 vertical yellow no, 10 -100 100 08 55 20 ..			
Fast Installment terminal fix component				Z-RBN	
For the mountain U with width 35MM and thickness 6mm Fast Installment terminal fix component				1	
For the mountain U with width 35MM and thickness 10mm		PA		PVC	
Fast installment terminal block Material		V 2		V 2	
Inflammability class according to GB30847 / UL94		RST series		RBN series	

ZB series marker strips





ZB 4

For the thickness 4.2mm



UC-ZB 5 / ZB 5

For the thickness 5.2mm

Description	Color	Type	Min packing qty	Type	Min packing qty
Zack strip, horizontal print 9 sections, mark symbol is 1-9 consecutive no	white	ZB 4 horizontal no 1,2,3,4,5,6,7,8,9 abb: ZB4 horizontal no 1 -9	100	ZB 5 horizontal 1,2,3,4,5,6,7,8,9 abb: horizontal no 1 -9	100
Zack strip, vertical print 9 sections, mark symbol is 1-9 consecutive no	white	ZB 4 vertical no 1,2,3,4,5,6,7,8,9 abb: ZB4 vertical no 1 -9	100	ZB 5 vertical no 1,2,3,4,5,6,7,8,9 abb:ZB5 vertical no 1 -9	100
Zack strip, horizontal print 10 sections, mark symbol is 1-10 consecutive no	white	ZB 4 horizontal no 1,2,3,4,5,6,7,8,9,10 abb: ZB4 horizontal no 1 -10	100	ZB 5 horizontal 1,2,3,4,5,6,7,8,9,10 abb:ZB5horizontal1 -10	100
Zack strip, vertical print 10 sections, mark symbol is 1-10 consecutive no	white	ZB 4 vertical no 1,2,3,4,5,6,7,8,9,10 abb: ZB4 vertical no 1 -10	100	ZB 5 vertical 1,2,3,4,5,6,7,8,9,10 abb:ZB5vertical1 -10	100
Zack strip, horizontal print 10 section, decimal mark	yellow	ZB 4 yellow horizontal no 10,20,30,40,50,60,70,80,90,100 abb: ZB5 yellow horizontal no. 10 -100	100	ZB 5 yellow horizontal no 10,20,30,40,50,60,70,80,90,100 abb:ZB5yellow horizontal10 -100	100
Zack strip, vertical print 10 section, decimal mark	yellow	ZB 4 yellow vertical no 10,20,30,40,50,60,70,80,90,100 abb: ZB5 yellow vertical. 10 -100	100	ZB 5 yellow vertical10,20,30,40,50,60,70,80,90,100 abb:ZB5yellow vertical10 -100	100
Zack strip, horizontal print 10 section, decimal consecutive no	yellow	ZB 4 yellow horizontal no 10,10,10,10,10,10,10,10,10,10 abb: ZB4 yellow horizontal no 10 -10	100	ZB 5 yellow horizontal10,10,10,10,10,10,10,10,10,10 abb:ZB5yellow horizontal10 -10	100
Zack strip, vertical print 10 section, decimal consecutive no	yellow	ZB 4 yellow vertical no 10,10,10,10,10,10,10,10,10,10	100	ZB 5 yellow vertical10,10,10,10,10,10,10,10,10,10 abb:ZB5yellow vertical10 -10	100
Material		PA		PA	
Inflammability class according to GB30847/UL94		V 2		V 2	

1	1	10	10	5
2	2	20	10	10
3	3	30	10	15
4	4	40	10	20
5	5	50	10	25
6	6	60	10	30
7	7	70	10	35
8	8	80	10	40
9	9	90	10	45
	10	100	10	50
ZB…vertical	ZB…vertical	ZB…vertical yellow	ZB…vertical yellow	ZB…vertical yellow
no 1 -9	no 1 -10	no 10 -100	no 10 -10	no 5 -50

Vertical print

ZB series
marker strips



UC-ZB 6/ZB 6
For the thickness 6.2mm



UC-ZB 8/ZB 8
For the thickness 8.2mm



UC-ZB 10 12/ZB 10-15
For the thickness10.2/15.2mm

Type	Min packing qty
ZB 6 horizontal 1,2,3,4,5,6,7,8,9 abb:ZB6 horizontal 1 -9	100
ZB 6 vertical 1,2,3,4,5,6,7,8,9 abb:ZB6 vertical no1 -9	100
ZB 6horizontal 1,2,3,4,5,6,7,8,9,10 abb:ZB6horizontal 1 -10	100
ZB 6vertical 1,2,3,4,5,6,7,8,9,10 abb:ZB6vertical 1 -10	100
ZB 6 yellow horizontal 10,20,30,40,50,60,70,80,90,100 abb:ZB6yellow horizontal 10 -100 ……	100
ZB 6yellow vertical10,20,30,40,50,60,70,80,90,100 abb:ZB6yellow vertical10 -100 ……	100
ZB 6yellow horizontal 10,10,10,10,10,10,10,10,10,10 abb:ZB6yellow horizontal 10 -10 ……	100
ZB 6yellow vertical10,10,10,10,10,10,10,10,10,10 abb: ZB6yellow vertical10 -10 ……	100
PA	
V 2	

Type	Min packing qty
ZB 8 horizontal 1,2,3,4,5,6,7,8,9 abb: ZB8 horizontal 1 -9	100
ZB 8 vertical 1,2,3,4,5,6,7,8,9 abb:ZB8vertical1 -9	100
ZB 8 horizontal 1,2,3,4,5,6,7,8,9,10 abb:ZB8horizontal1 -10	100
ZB 8vertical 1,2,3,4,5,6,7,8,9,10 abb:ZB8vertical 1 -10	100
ZB 8yellow horizontal 10,20,30,40,50,60,70,80,90,100 abb:ZB8yellow horizontal 10 -100 ……	100
ZB 8yellow vertical10,20,30,40,50,60,70,80,90,100 abb:ZB8yellow vertical10 -100 ……	100
ZB 8yellow horizontal 10,10,10,10,10,10,10,10,10,10 abb: ZB8yellow horizontal10 -10 ……	100
ZB 8yellow vertical10,10,10,10,10,10,10,10,10,10 abb: ZB8yellow vertical10 -10 ……	100
PA	
V 2	

Type	Min packing qty
ZB 10-15 horizontal 1,2,3,4,5,6,7,8,9 abb: ZB10 horizontal 1 -9	100
ZB 10-15 vertical 1,2,3,4,5,6,7,8,9 abb: ZB10 vertical1 -9	100
ZB 10-15horizontal 1,2,3,4,5,6,7,8,9,10 abb: ZB10horizontal1 -10	100
ZB 10-15 vertical 1,2,3,4,5,6,7,8,9,10 abb: ZB10 vertical1 -10	100
ZB 10-15yellow horizontal 10,20,30,40,50,60,70,80,90,100 abb: ZB10yellow horizontal 10 -100 ……	100
ZB 10-15yellow vertical10,20,30,40,50,60,70,80,90,100 abb: ZB10yellow vertical10 -100 ……	100
ZB 10-15yellow horizontal 10,10,10,10,10,10,10,10,10,10 abb: ZB10yellow horizontal10 -10 ……	100
ZB 10-15yellow vertical10,10,10,10,10,10,10,10,10,10 abb: ZB10yellow vertical10 -10 ……	100
PA	
V 2	



ZB…horizontal no 1 -9



ZB…yellow horizontal no 10 -100

ZB…horizontal no 1 -10



ZB…yellow horizontal no 10 -10



ZB…yellow horizontal no 5 -50

Horizontal print

UC-TMF series
marker strips



UC-TMF 3.5



UC-TMF 5

Description	Color
Zack strip, horizontal print mark symbol is consecutive no	white
Zack strip, vertical print mark symbol isconsecutive no	white
Zack strip, horizontal print 10 section, decimal mark	yellow
Zack strip, vertical print 10 section, decimal mark	yellow
Zack strip, horizontal print 10 section, decimal consecutive no	yellow
Zack strip, vertical print 10 section, decimal consecutive no	yellow
Material	
Inflammability class according to GB30847/UL94	

Type	Min packing qty
UC-TMF3.5 horizontal no 1,2,3,4,5,...18 abb: UC-TMF3.5 horizontal no 1 -18	10
UC-TMF3.5 vertical no 1,2,3,4,5,...18 abb: UC-TMF3.5 vertical no 1 -18	10
UC-TMF3.5 yellow horizontal no 10,20,30,40,50,60 70, 80, 90 …180 abb: UC-TMF3.5 yellow horizontal no 10 -180	10
UC-TMF3.5 yellow vertical no 10,20,30,40,50,60 70, 80, 90 …180 abb: UC-TMF3.5 yellow vertical no 10 -180	10
UC-TMF3.5 yellow horizontal no 10,10,10,10,10,10, 10,10,10...10 abb: UC-TMF3.5 yellow horizontal no 10 -10	10
UC-TMF3.5 yellow vertical no 10,10,10,10,10,10,10,10,10,10 abb: UC-TMF3.5 yellow vertical no 10 -10 ……	
PA	
V 2	

Type	Min packing qty
UC-TMF5 horizontal no 1,2,3,4,5,6,7,8,9...12 abb: UC-TMF5 horizontal no 1 -12	10
UC-TMF5 vertical no 1,2,3,4,5,6,7,8,9...12 abb: UC-TMF5 vertical no 1 -12	10
UC-TMF5 yellow horizontal no 10,20,30,40,50,60,...120 abb: UC-TMF5 yellow horizontal no 10 -120	10
UC-TMF5 yellow vertical no 10,20,30,40,50,60,...120 abb: UC-TMF5 yellow vertical no 10 -120	10
UC-TMF5 yellow horizontal no 0,10,10,10,10,10,10,10,10,10 abb: UC-TMF5 yellow horizontal no 10 -10	10
UC-TMF5 yellow vertical no 10,10,10,10,10,10,10,10,10,10 abb: UC-TMF5 yellow vertical no 10 -10	
PA	
V 2	

* The UC–TMF series marking strips are available in strip form.
The content of the UC–TMF series marker strips can be customized.

UC-TMF… vertical no 1 -9	UC-TMF… vertical no 1 -10	UC-TMF… yellow vertical no 10 -100	UC-TMF… yellow vertical no 10 -10	UC-TMF… yellow vertical no 5 -50
1	1	10	10	5
2	2	20	10	10
3	3	30	10	15
4	4	40	10	20
5	5	50	10	25
6	6	60	10	30
7	7	70	10	35
8	8	80	10	40
9	9	90	10	45
	10	100	10	50

Vertical print

UC-TMF series
marker strips



UC-TMF 6

Used for thickness 6.2mm
10 pills per piece, 80 pills in total



UC-TMF 8

Used for thickness 8.2mm
7 pills per piece, 56 pills in total

Description	Color	Type	Min packing qty	Type	Min packing qty
Zack strip, horizontal print mark symbol is consecutive no	white	UC-TMF6 horizontal no1,2,3,4,5,6,7,8,9,10 abb: UC-TMF6 horizontal no1 -10	10	UC-TMF8 horizontal no 1,2,3,4,5,6,7 abb: UC-TMF8 horizontal no 1 -7	10
Zack strip, vertical print mark symbol isconsecutive no	white	UC-TMF 6 vertical no 1,2,3,4,5,6,7,8,9,10 abb: UC-TMF6 vertical no 1 -10	10	UC-TMF8 vertical no 1,2,3,4,5,6,7 abb: UC-TMF8 vertical no 1 -7	10
Zack strip, horizontal print 10 section, decimal mark	yellow	UC-TMF 6 yellow horizontal no 10,20,30,40, 50,60,70,80,90,100 abb: UC-TMF6 yellow horizontal no10 -100……	10	UC-TMF8 yellow horizontal no 10,20,30,40, 50,60,70 abb: ZB8 yellow horizontal no10 -70……	10
Zack strip, vertical print 10 section, decimal mark	yellow	UC-TMF 6 yellow vertical no 10,20,30,40,50,60, 70,80,90,100 abb: UC-TMF6 yellow vertical no 10 -100……	10	UC-TMF8 yellow vertical no 10,20,30,40,50,60,70 abb: ZB8 yellow vertical no 10 -70 ……	10
Zack strip, horizontal print 10 section, decimal consecutive no	yellow	UC-TMF 6 yellow horizontal no 10,10,10,10,10,10,10,10,10,10 abb: UC-TMF6 yellow horizontal no 10 -10 ……		UC-TMF8 yellow horizontal no 10,10,10,10,10,10,10,10 abb: ZB8 yellow horizontal no 10 -10 ……	10
Zack strip, vertical print 10 section, decimal consecutive no	yellow	UC-TMF 6 yellow vertical no 10,10,10,10,10,10,10,10,10,10 abb: UC-TMF6 yellow vertical no 10 -10 ……	10	UC-TMF8 yellow vertical no 10,10,10,10,10,10,10,10 abb: ZB8 yellow vertical no 10 -10 ……	10
Material		PA		PA	
Inflammability class according to GB30847/UL94		V 2		V 2	



UC-TMF… horizontal no 1 -9



UC-TMF… horizontal no 1 -10



UC-TMF… yellow horizontal no10 -100



UC-TMF… yellow horizontal no10 -10



UC-TMF… yellow horizontal no5 -50

Horizontal print

UC-TMF series
marker strips



UC-TMF 10

Used for thickness 10.2mm
6 pills per piece, 48 pills in total



UC-TMF 12

Used for thickness 12.2mm
5 pills per piece, 40 pills in total

Description	Color	Type	Min packing qty	Type	Min packing qty
Zack strip, horizontal print mark symbol is consecutive no	white	UC-TMF8 horizontal no 1,2,3,4,5,6,7 abb: UC-TMF8 horizontal no 1 -7	10	UC-TMF10 horizontal no 1,2,3,4,5 abb: UC-TMF10 horizontal no 1 -5	10
Zack strip, vertical print mark symbol isconsecutive no	white	UC-TMF8 vertical no 1,2,3,4,5,6,7 abb: UC-TMF8 vertical no 1 -7	10	UC-TMF10 vertical no 1,2,3,4,5 abb: UC-TMF10 vertical no 1 -5	10
Zack strip, horizontal print 10 section, decimal mark	yellow	UC-TMF8 yellow horizontal no 10,20,30,40, 50,60,70 abb: ZB8 yellow horizontal no10 -70……	10	UC-TMF10 yellow horizontal no 10,20,30,40, 50 abb: UC-TMF10 yellow horizontal no10 -50……	10
Zack strip, vertical print 10 section, decimal mark	yellow	UC-TMF8 yellow vertical no 10,20,30,40,50,60,70 abb: ZB8 yellow vertical no 10 -70 ……	10	UC-TMF10 yellow vertical no 10,20,30,40,50 abb: UC-TMF10 yellow vertical no 10 -50 ……	10
Zack strip, horizontal print 10 section, decimal consecutive no	yellow	UC-TMF8 yellow horizontal no 10,10,10,10,10,10,10,10 abb: ZB8 yellow horizontal no 10 -10 ……	10	UC-TMF10 yellow horizontal no 10,10,10,10,10 abb: UC-TMF10 yellow horizontal no 10 -10 ……	10
Zack strip, vertical print 10 section, decimal consecutive no	yellow	UC-TMF8 yellow vertical no 10,10,10,10,10,10,10,10 abb: ZB8 yellow vertical no 10 -10 ……	10	UC-TMF10 yellow vertical no 10,10,10,10,10 abb: UC-TMF10 yellow vertical no 10 -10 ……	10
Material		PA		PA	
Inflammability class according to GB30847/UL94		V 2		V 2	

Insert bridge FBS...

Feature:

Insert fast can save much installing time, and reduce reliance on the proficiency of workers, anti-vibration, safe and reliable.The overall encapsulation can provide better insulation.



• The production zone double bridged well using this connector can realize different potential distributions
• The number of bridge -pos is from 2 to 10, and the double bridge well can be used to realize multiple connections

Selection of bridge

The last model of the bridge piece is the thickness of the representative terminal FBS...-5 The suitable terminal thickness of the bridge piece is 5.2, and so on



FBS... red

* Color can be customized according to customer's requirement
※ Applicable terminal series: spring terminals (RPV/RPI/RNS), screw terminals (RUT), functional terminals (RTP)

Description	Number of -pos	Type	Min packing qty
Insert bridge	2	FBS 2-3.5	100
	3	FBS 3-3.5	100
	4	FBS 4-3.5	100
	5	FBS 5-3.5	100
	10	FBS 10-3.5	100
Insert bridge	**2**	FBS 2-5	100
	3	FBS 3-5	100
	4	FBS 4-5	50
	5	FBS 5-5	100
	6	FBS 6-5	100
	7	FBS 7-5	10
	8	FBS 8-5	10
	9	FBS 9-5	10
	10	FBS 10-5	50
Insert bridge	2	FBS 2-6	100
	3	FBS 3-6	100
	4	FBS 4-6	100
	5	FBS 5-6	100
	10	FBS 10-6	50
Insert bridge	2	FBS 2-8	50
	3	FBS 3-8	100
	4	FBS 4-8	50
	5	FBS 5-8	50
	10	FBS 10-8	40
Insert bridge	2	FBS 2-10	50
	5	FBS 5-10	50
Insert bridge	2	FBS 2-12	50
Insert bridge	2	FBS 2-15	10

Insert bridge FCB…

Feature:

Insert fast can save much installing time, and reduce reliance on the proficiency of workers, anti-vibration, safe and reliable.The overall encapsulation can provide better insulation.





FCB...
Grey

* Color can be customized according to customer's requirement
For terminal series: Push-in spring terminal(RST)

Description	Number of -pos	Type	Min packing qty
Insert bridge	2	FCB 2-4	100
Insert bridge	2	FCB 2-5	100
Insert bridge	2	FCB 2-6	100
Insert bridge	2	FCB 2-8	100
Insert bridge	2	FCB 2-10	100

Center fixed bridge FBI…

Feature:

Fast lock, select the corresponding center bridge, can realize fast potential distribution, realize short circuit and jump connection, bring great convenience for electrical safety and wiring; optional insulation
cap and non-insulation cap are available to order value for users system.



FBI…



Selection of bridge

The last model of the bridge piece is the thickness of the representative terminal FBS...-5 the suitable terminal thickness of the bridge piece is 5.2, and so on

* -pos can be customized according to customer's requirement

Description	Number of -pos	Type	Min packing qty
Center bridge 	2	FBI 2-4	10
	3	FBI 3-4	10
	4	FBI 4-4	10
	5	FBI 5-4	10
	…	…	…
	10	FBI 10-4	10
Center bridge 	2	FBI 2-5	10
	3	FBI 3-5	10
	4	FBI 4-5	10
	5	FBI 5-5	10
	…	…	…
	10	FBI 10-5	10
Center bridge 	2	FBRI 2-5	10
	3	FBRI 3-5	10
	4	FBRI 4-5	10
	5	FBRI 5-5	10
	…	…	…
	10	FBRI 10-5	10
Center bridge ※ For terminal series:RUKKB3、RMBKKB2.5-LA 	2	FBRIN 2-5	10
	3	FBRIN 3-5	10
	4	FBRIN 4-5	10
	5	FBRIN 5-5	10
	…	…	…
	10	FBRIN 10-5	10
Center bridge 	2	FBI 2-6	10
	3	FBI 3-6	10
	4	FBI 4-6	10
	5	FBI 5-6	10
	…	…	…
	10	FBI 10-6	10
Center bridge 	2	FBI 2-8	10
	3	FBI 3-8	10
	4	FBI 4-8	10
	5	FBI 5-8	10
	…	…	…
	10	FBI 10-8	10
Center bridge 	2	FBI 2-10	10
	3	FBI 3-10	10
	4	FBI 4-10	10
	5	FBI 5-10	10
	…	…	…
	10	FBI 10-10	10
Center bridge 	2	FBI 2-12	10
	3	FBI 3-12	10
	4	FBI 4-12	10
	5	FBI 5-12	10
	…	…	…
	10	FBI 10-12	10

Center fixed bridge FBI…

RTK6...

WQL...



FBI…

* -pos can be customized according to customer's requirement

Description	Number of -pos	Type	Min packing qty
Center bridge ※ For terminal series:RUIK16	2	FBRI 2-12	10
	3	FBRI 3-12	10
	4	FBRI 4-12	10
	5	FBRI 5-12	10
	…	…	…
	10	FBRI 10-12	10
Center bridge	2	FBI 2-15	10
	3	FBI 3-15	10
	4	FBI 4-15	10
	5	FBI 5-15	10
	…	…	…
	10	FBI 10-15	10
Center bridge	2	FBI 2-20	10
	3	FBI 3-20	10
	4	FBI 4-20	10
	5	FBI 5-20	10
Bridge ※ For terminal series:RTK6 	2	RTK6/2L	10
	3	RTK6/3L	10
	4	RTK6/4L	10
	5	RTK6/5L	10
	…	…	…
	10	RTK6/10L	10
Bridge ※ For terminal series:RFF35	2	WQL 2 RFF35	10
	3	WQL 3 RFF35	10
Bridge ※ For terminal series:RFF70	2	WQL 2 RFF70	10
	3	WQL 3 RFF70	10
Bridge ※ For terminal series:RFF120	2	WQL 2 RFF120	10
	3	WQL 3 RFF120	10
Bridge ※ For terminal series:RFF185	2	WQL 2 RFF185	10
	3	WQL 3 RFF185	10
Bridge ※ For terminal series:RFF300	2	WQL 2 RFF300	10
	3	WQL 3 RFF300	10

Fixed bridge RTB...



RTB...

For RTB series product

* -pos can be customized according to customer's requirement

Description	Number of -pos	Type	Min packing qty
RTB fixed bridge			
	2	RTB 2 - 6	100
	3	RTB 3 - 6	100
	4	RTB 4 - 6	10
	5	RTB 5 - 6	10
	…	…	…
	10	RTB 10 - 6	10
RTB fixed bridge			
	2	RTB 2 - 8	10
	3	RTB 3 - 8	10
	4	RTB 4 - 8	10
	5	RTB 5 - 8	10
	…	…	…
	10	RTB 10 - 8	10
RTB fixed bridge			
	2	RTB 2 - 10	10
	3	RTB 3 - 10	10
	4	RTB 4 - 10	10
	5	RTB 5 - 10	10
	…	…	…
	10	RTB 10 - 10	10
RTB fixed bridge			
	2	RTB 2 - 12	10
	3	RTB 3 - 12	10
	4	RTB 4 - 12	10
	5	RTB 5 - 12	10
	…	…	…
	10	RTB 10 - 12	10
RTB fixed bridge			
	2	RTB 2 - 15	10
	3	RTB 3 - 15	10
	4	RTB 4 - 15	10
	5	RTB 5 - 15	10
	…	…	…
	10	RTB 10 - 15	10
RTB fixed bridge			
	2	RTB 2 - 20	10
	3	RTB 3 - 20	10
	4	RTB 4 - 20	10
	5	RTB 5 - 20	10

Skip center bridge ISSBI…

ISSBI…

* -pos can be customized according to customer's requirement

Description	Number of -pos	Type	Min packing qty
fixed bridge			
	2	ISSBI 2-6	10
	3	ISSBI 3-6	10
	4	ISSBI 4-6	10
	5	ISSBI 5-6	10
	…	…	…
	10	ISSBI 10-6	10

For test terminal FB…-RTK/S

FB…-RTK/S

* -pos can be customized according to customer's requirement

Description	Number of -pos	Type	Min packing qty
Center bridge			
	2	FB 2-RTK/S	100
	3	FB 3-RTK/S	100
	4	FB 4-RTK/S	50
	5	FB 5-RTK/S	50
	…	…	…
	10	FB 10-RTK/S	10

For test terminal switch type

SB-RTK/S

* -pos can be customized according to customer's requirement

Description	Number of -pos	Type	Min packing qty
Center bridge			
	2	SB 2-RTK/S	10
	3	SB 3-RTK/S	10
	4	SB 4-RTK/S	10

USB-RTK/S

* -pos can be customized according to customer's requirement

Description	Number of -pos	Type	Min packing qty
Center bridge			
	2	USB 2-RTK/S	50
	3	USB 3-RTK/S	10
	4	USB 4-RTK/S	10

Side-insert bridge EB…



EB

※ -pos can be customized according to customer's requirement



Description	Number of -pos	Type	Min packing qty
Side-insert bridge			
	2	EB 2-5	100
	3	EB 3-5	50
	10	EB 10-5	100
Side-insert bridge			
	2	EB 2-6	100
	3	EB 3-6	50
	10	EB 10-6	50
Side-insert bridge			
	2	EB 2-8	100
	3	EB 3-8	100
	10	EB 10-8	50
Side-insert bridge Suitable for RUK5-HESI、RUK-SI	2	EBS 2-8	100
	3	EBS 3-8	100
	10	EBS 10-8	50

Test socket PSB…



PSB

* For diameter 4mm test plug, for RUK, RTB series

※-pos can be customized according to customer's requirement



Description	Type	Min packing qty
Test plug (M3 thread) Suitable for RUK2.5, RUK3, RUK5N, RUK... TWIN	PSB 3/10/4	10
Test plug (M4 thread) Suitable for RUK6N，RUK10N，RUK16N，RUK10–TWIN	PSB 4/7/6	10
Test plug (M6 thread) uitable for RUK35N	PSB 6/5/6	10

Test connection hole adapter PSBJ-RTK/S



PSBJ-RTK/S

* For diameter 4mm test plug

Description	Type	Min packing qty
Test plug (M3，5 thread) Suitable for RURTK/S，RTB6–RTK/S，RUT6–RTK/S	PSBJ-RTK/S YE H	100

Test socket RPAI...





Description	Type	Min packing qty
Test adapter (gray) Suitable for RPI/RPV/RUT	RPAI-...	10

Fused plug
RP-FU5*20LED



RP-FU5*20LED...

Can be used for RPI, RPV, RNS, RUT thickness 5.2 and 6.2mm breaking terminals

Description	Color	Type	Min packing qty	Type	Min packing qty
Fused plug	black	RP-FU5*20LED24 BK	100	RP-FU5*20LED250 BK	100
Terminal size					
Width/height/depth/needle pitch	mm	6.35/23/55/5.2		6.35/23/55/5.2	
Technical data in accordance withGB14048.1 / IEC947-7-1					
Max. load current/rated voltage	A / V	6.3 / 24		6.3 / 250	
Rated pulse tolerance voltage/pollution Severity	Kv / -	8 / 3		8 / 3	
Fuses		G / 5 x 20		G / 5 x 20	
LED voltage range		12 V AC/DC ~30 V AC/DC		110 V AC/DC ~310 V AC/DC	
LED current range		0.35 mA ~0.95 mA		0.2 mA ~0.6 mA	
Installation type		Plug and play installation		Plug and play installation	
Insulating material		PA		PA	
Flammability rating according to GB30847/UL 94		V 0		V 0	
Tested data					
Rated operating voltage/rated operating current	GB: V / A	24 / 6.3		250 / 6.3	
Standard		IEC60947-7-1 GB/T 14048.7		IEC60947-7-1 GB/T 14048.7	

Component plug
RP-CO



RP-CO

Can be used for breaking terminals with a total thickness of 5.2mm or more in RPV, RNS, and RUT series

Description	Color	Type	Min packing qty
Component plug	Grey	RP-CO GY	100
Terminal size			
Width/height/depth/needle pitch	mm	5.2/24.2/30.4/5.2	
Technical data in accordance withGB14048.1 / IEC947-7-1			
Max. load current/rated voltage	A / V	6 / 250	
Max. load current/rated voltage	Kv / -	8 / 3	
Wire		Applied to components with wiring diameters ranging from 0.5 mm to 0.8 mm	
Installation type		Plug and play installation	
Insulating material		PA	
Flammability rating according to GB30847/UL 94		V 0	
Tested data			
Rated operating voltage/rated operating current	GB: V / A	250 / 6	
Standard		IEC60947-7-1 GB/T 14048.7	

Protective cover RAP…



RAP 2…

RAP 3…

Description	Type	Type
Insulation protection cover For terminal protection Use insert marker RAP-ES Mounting protection cover bracket at both sides or 40cm distance Length: 1m	RAP2 （Mounting on cover bracket AP 2-TU）	RAP3 （Mounting on cover bracket AP 2-TU）
Insulating protection cover bracket Mounting on G type or U type rail For fixing insulating protection cover RAP, tickness 2mm	RAP 2-TU	RAP 3-TU
Insulating protection cover bracket(with fixing nut) Mounting on G type or U type rail For fixing insulating protection cover RAP, tickness 2mm	RAP 2-TU KS	RAP 3-TU KS
Insert marker For marking terminal group, insert into insulating cover Writing area 35x500mm	RAP -ES	RAP -ES
RAP 2/ RAP 3 material Operating temperature ℃ Color	PVC -15 ～ +65 transparent	PVC -15 ～ +65 transparent
RAP 2 -TU / RAP 3-TU ...material Inflammability class according to ....GB14048 / UL94 Color	PA V 0 gray	PA V 0 gray
RAP -ES ...material Color	thick cardboard white	thick cardboard white

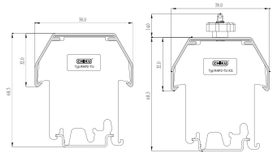

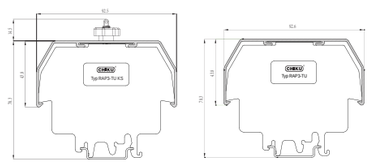

Dust cover G-…









G-10/30W

G-50W

G-75W

G-100/150W

Description	Color	Type	Type	Type	Type
Dust cover	crystal	G-10/30W	G-50W	G-75W	G-100 /150W
Material		PC	PC	PC	PC
Length		length in 1m, customized available	length in 1m, customized available	length in 1m, customized available	length in 1m, customized available
Thickness	mm	5	5	5	5
Width	mm	38	43	53	63
Corresponding to terminal block type		RBN10W、RBN15W、RBN30W、RBND15W	RBN50W	RBN75W	RBN100W、RBN150W

Mounting rail

Guild rail complies with the European standard of EN50 022: 1977、EN50 035:1978 and EN50 045:1980。

Particular features is paid to high dimensional accuracy, restricted tolerance and outstanding surface tempering, the steel rails are galvanized, yellow or white chromate.

A line of dots is marked along the center of the rail to simplify drilling of mounting holes. All mounting rails are also available cut to length and with round or elongated holes or slots upon request.。

Mounting rails made of steel are permissible as equipotential bus-bars (PE FUNCTION) in accordance with IEC 947-7-2，However, they do not have a pen function.



TS 15 / 5.5

height 5.5, thickness 1.0



TS 35 / 7.5

height 7.5, thickness 1.0

Description	Type	Min packing qty	Type	Min packing qty
Mounting rail in accordance with EN50 045: 1980-15 × 5.5mm， un-perforated, yellow chromate, length :2m	TS 15 un-perforated TS 15 perforated	100 100		
Mounting rail In accordance with EN50 045: 1980-15 × 5.5mm， Perforated, length:2m；material:aluminum	TS 15 - AL perforated	100		
Mounting rail In accordance with EN50 022: 1977-35 × 7.5mm Un-perforated, yellow chromate, low profile, length 2 m			TS 35 / 7.5 un-perforated TS 35 / 7.5 perforated	100 100
Mounting rail In accordance with EN50 022: 1977-35 × 7.5mm， Low profit, length 2m，material:aluminum			TS 35 / 7.5 - AL perforated	100
Mounting rail In accordance with EN50 022: 1977-35 × 7.5mm， length:2m，material: high-graded steel V2A			TS 35 / 7.5–V2A un-perforated	100
Mounting rail [1)] customized:35 × 10mm, thickness 1.5mm Yellow chromate, high graded profile, length 2m				
Mounting rail [1)] Customized:35 × 10mm, thickness 1.5mm High graded profile, length 2m，material:aluminum	un-perforated			
Mounting rail In accordance with EN50 022: 1977-35 × 15mm, thickness 2.3mm Yellow chromate, high graded profile, length 2m				
Mounting rail In accordance with EN50 022: 1977-35 × 15mm, thickness 2.3mm Yellow chromate, high graded profile, length 2m				
Mounting rail In accordance with EN50 022: 1977-35 × 15mm,thickness 1.5mm High-graded profile, length 2m，material：copper				
Mounting rail In accordance with EN50 035: 1978-G32, Yellow chromate，length 2m				
Mounting rail Similar to EN50 035: 1978-G32, Length 2m，material: aluminum				
Mounting rail Size in accordance with EN50 035: 1978-G32, Length 2m，material copper	un-perforated			
Mounting rail Similar to EN50 035: 1978-G32 , Length 2m，material copper	un-perforated			
Round head: for fixing the mounting rail，M 6 × 12.8 With allen wrench SW3			ZKS M6 × 12 SW 2.5	
Material	Steel, see description for divergence		Steel, see description for divergence	

1) Aiming at the need of the practical use, SFUN specifically designed the TS 35/10 mounting rail with 1.5 mm thickness and the height of 10mm special specifications

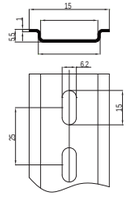

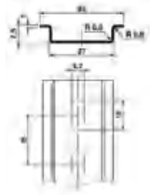



TS 35 / 10
height 10, thickness 1.5

Type	Min packing qty
TS 35 / 10 perforated	100
TS 35 / 10 un-perforated	100
ZKS M 6 × 12 SW 2.5	
Steel, see description for divergence	



TS 35 / 15
height 15, thickness1.5

Type	Min packing qty
TS 15 un-perforated	100
TS 15 perforated	100
TS 15 - AL	100
TS 35 / 15 - 2.3 un-perforated	100
TS 35 / 15 un-perforated	100
TS 35 / 15 perforated	100
TS 35 / 15 - AL un-perforated	100
ZKS M 6 × 12 SW 2.5	
Steel, see description for divergence	



GS 32
height 15 , high and low tolence 6

Type	Min packing qty
TS 35 / 7.5 un-perforated	100
TS 35 / 7.5 perforated	100
TS 35 / 7.5 - AL	100
TS 35 / 7.5 – V2Aun-perforated	
GS 32 un-perforated	30
GS 32 perforated	30
GS 32 - AL Un-perforated	30
ZKS M 6 × 12 SW 2.5	
Steel, see description for divergence	

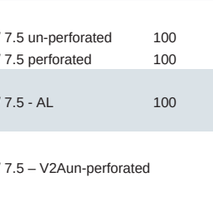

Common product plastic color identification





Color[1)] Color code	Common product color card	Product type example
GREY: ABB“GY”, Grey degree-25%		Common color：grey, type is： RUK 5 N RUDK 4 RURTK /S RUK5 -MTK -P/P ect.
IRON GRAY: ABB“IGY”		Common color：iron gray, type is： RPITT2.5 IGY ...
BLUE: ABB“BU”		Blue，type is： RUK 5 N BU RUDK 4 BU RURTK /S BU RUK5 -MTK -P/P BU ect.
ORANGE:ABB“OG”		Orange，mainly to identify no of times “10” ig:horizontal10，10…marked ZB5，horizontal10; vertical 10，10…marked ZB5，vertical 10; horizontal 10，20…marked ZB5，horizontal10 -100; vertical 10，20…marked ZB5，vertical10 -100.
RED: ABB“RD”		Red，type is： RUK 5 N RD RUDK 4 RD RURTK /S RD RUDK 4 -MTK -P/P RD ect.
YELLOW: ABB“YE”		Yellow，type is： RUK 5 N YE RUDK 4 YE RURTK /S YE RMTK -P/P YE c
GREEN: ABB“GN”		Green, mainly to use for ground terminal block.
BLACK: ABB“BK”		Black, mainly to use for fuse and RBN series terminal block. Type is： RUK 5-HESI RUK 10-DRESI RBN 10-150W ect.
WHITE: ABB“WH”		White, mainly to use common zack strip，ig： ZB4，ZB5，ZB6，ZB8，ZB10，ZB12

[1)] product may be slight differences with color code shown in this page,
color will be subject to actual provide in-kind. Customer if you need special color,
please choose color sample or provide samples.

Qualification certificate

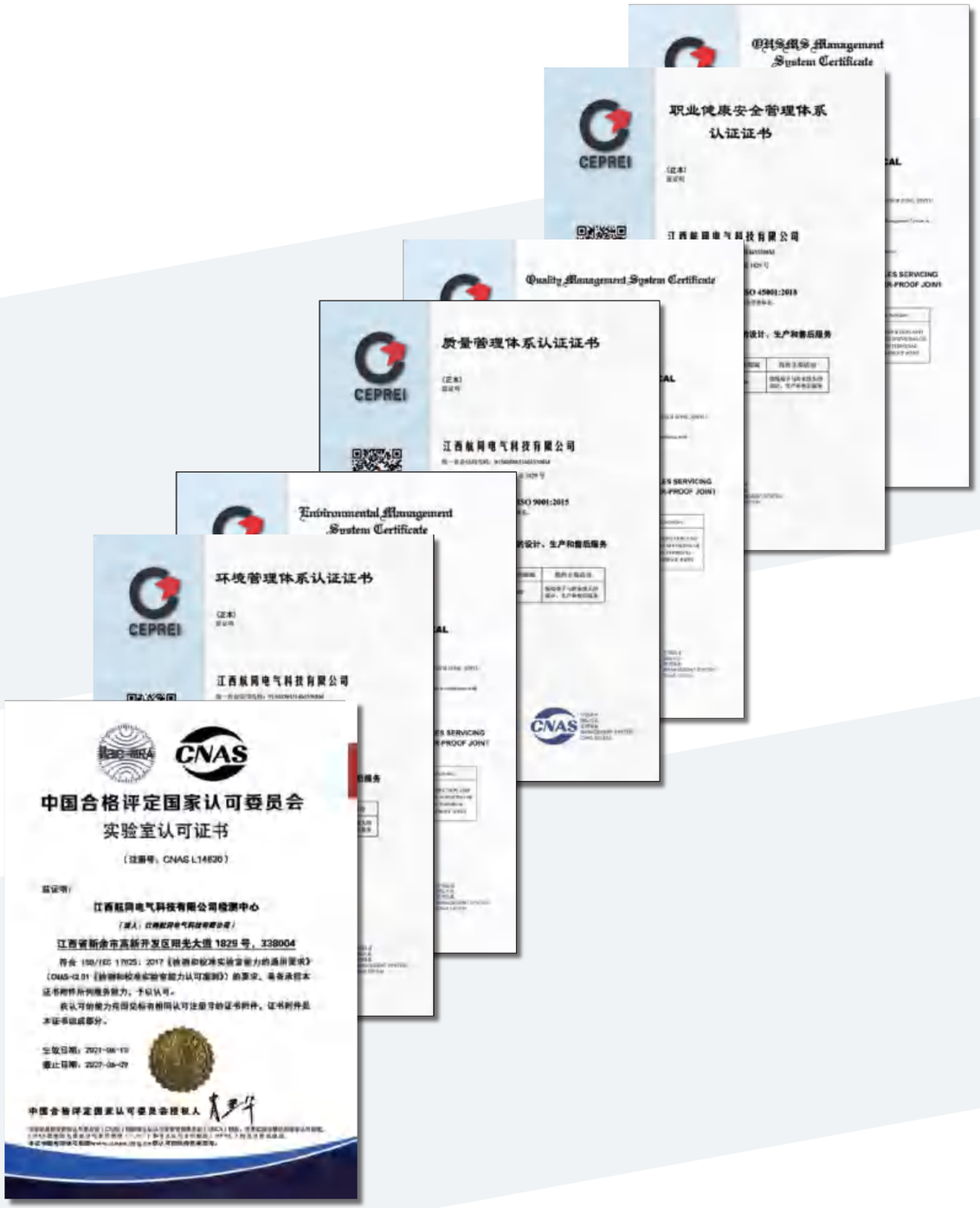

Qualification certificate

